

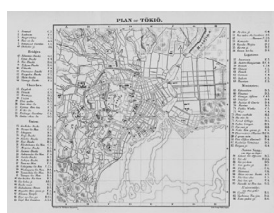
A handbook for travellers in central & northern Japan

Satow, E. M., Sir.

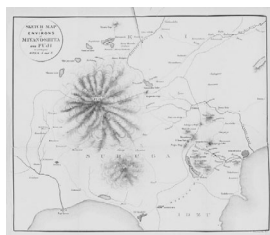
中央と北部日本の旅行者のための案内書

サトウ, E. M., Sir.

00288190



Plan of Tōkiō.
東京の詳細図



Sketch map of environs of
Miya-no-shita and Fuji to
accompany Rtes. 5 and 7.
ルート5とルート7のための宮
ノ下と富士山の周辺の概略地図

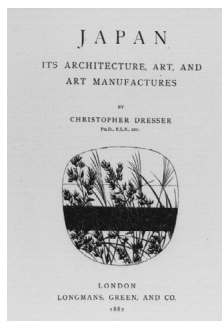


Plan of Ōzaka.
大阪の詳細図



Plan of Kiōto.
京都の詳細図

1882




Japan : its architecture, art, and art manufactures


Dresser, Chr.

日本：その建築，美術，工芸 ドレッサー, Chr.

00012132



Native drawings of the fences
which bound gardens [Fig.1-7]
庭の境界を示す垣根の現地の素
描[図1-7]



Native drawings of the fences
which bound gardens [Fig.8-15]
庭の境界を示す垣根の現地の素
描[図8-15]



Fig.16.-The water-tank at Shiba.
図16-芝[増上寺]の手水鉢

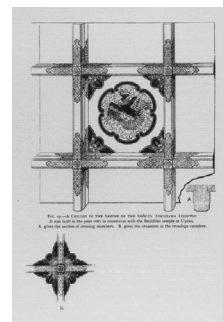


Fig.17.-A ceiling in the shrine of
the Shōgun Tokugawa Iyemitsu.
図17-將軍徳川家光の神社の天
井

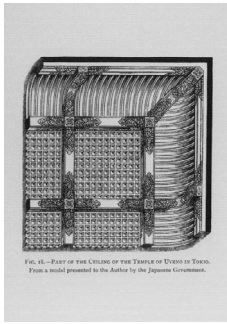


Fig.18.-Part of the ceiling of the temple of Uyeno in Tokio.
図18-東京上野の寺院の天井の一部




Fig.19.-Object carved in imitation of a spray of the buddhist lotus.
図19-仏教の蓮の小枝を模して彫られた物




Fig.20.-Facsimile in reduced size of the very address from which the Mikado read.
図20-ミカドが抜き出して読んだまゝにその式辞の縮小された複写

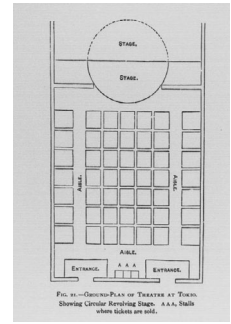


Fig.21.-Ground-plan of theatre at Tokio.
図21-東京の劇場の平面図

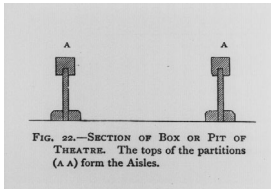


Fig.22.-Section of box or pit of theatre.
図22-劇場の柵席すなわち一階席の断面図

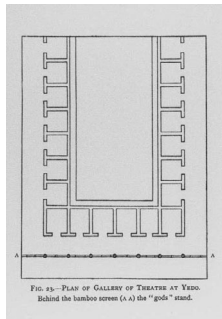


Fig.23.-Plan of gallery of theatre at Yedo.
図23-江戸の劇場の棧敷の平面図

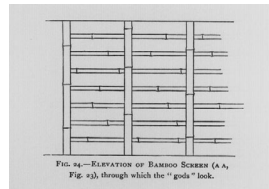


Fig.24.-Elevation of bamboo screen (AA, Fig.23).
図24-竹製の仕切の正面図(図23のAA)




Fig.25.-Small god, or statue, carved in wood.
図25-木彫の小さな神すなわち彫像




Fig.26.-Lions of Korean workmanship, guarding the gateway of the great Temple of Todaiji in Kioto.
図26-京都[奈良カ]東大寺の入口を守る朝鮮の製作品のライオン[狛犬]

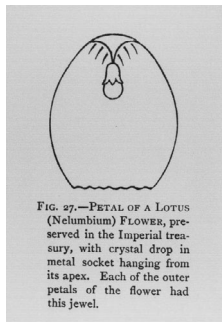


Fig.27.-Petal of a lotus (Nelumbium) flower, preserved in the Imperial treasury.
図27-天皇の宝庫に保存されている蓮の花の花弁

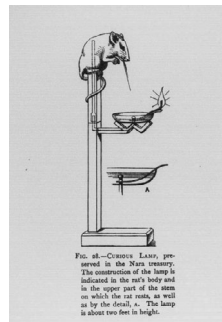


Fig.28.-Curious lamp, preserved in the Nara treasury.
図28-奈良の宝庫に保存されている奇妙な燭台




Fig.29.-Rough sketch of a glass ewer, preserved in the Mikado's treasury at Nara.
図29-奈良のミカドの宝庫に保存されているガラスの水差し


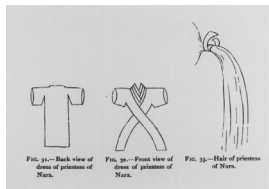


Fig.30.-The old wooden building in Nara in which the Mikado's treasures have been preserved for twelve hundred years.
図30-1200年間ミカドの宝物を保存してきた奈良の古い木造建築[正倉院]



[Fig.31, 32, 33-奈良の尼僧の服・髪型]

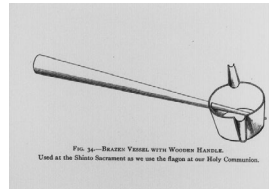


Fig.34.-Brazen vessel with wooden handle.
図34-木製の柄のついた真鍮の容器




Fig.35.-End of wall. The wall is of yellow-ochre colour.
図35-壁の端。この壁は黄土色である




Fig.36.-Old nails from temple-doors in Nara.

図36-奈良の寺院の戸の古い鉄釘

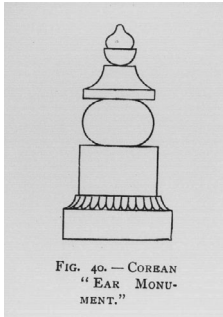


Fig.40.-Corean "ear monument."
図40-朝鮮人の「耳塚」




Fig.44.-Details of east gateway of the temple, Nishi-Hongwan-Ji, Kioto.

図44-西本願寺東門の細部, 京都



Fig.48.-Tea manufactory at Uji, near Kioto.

図48-宇治の茶工場, 京都近郊

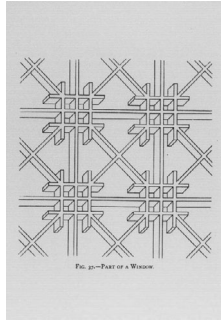


Fig.37.-Part of a window.
図37-窓の一部分




Fig.41.-East gateway of the temple, Nishi-Hongwan-Ji, Kioto.
図41-西本願寺東門, 京都



Fig.45.-Wall in Kioto.
図45-京都の壁




Fig.49.-Inside of entrance-door of Isuridons, Uji, near Kioto.

図49-イスリドン[彌戸か]の入口内側[戸の鍵], 宇治, 京都近郊

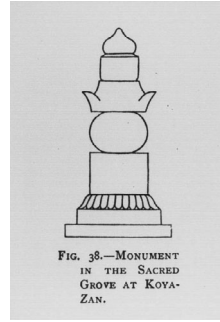


Fig.38.-Monument in the sacred grove at Koyasan.
図38-高野山の聖なる木立にある碑



Fig.42.-Door, or gate, in the east gateway of the temple, Nishi-Hongwan-Ji, Kioto.
図42-西本願寺東門の扉すなわち出入口, 京都




Fig.46.-Wall of the temple Tofuku-Ji, Kioto.
図46-東福寺の壁, 京都




Fig.50.-Buddhist monstrance.
図50-仏教の顕示台[舍利容器]




Fig.39.-Temple in Osaka.
図39-大阪にある寺院




Fig.43.-Carved panel in east gateway of the temple, Nishi-Hongwan-Ji, Kioto.
図43-西本願寺東門にある彫刻された板, 京都




Fig.47.-Interior of roof of Obaku Temple.
図47-黄檗寺院[万福寺]の屋根の内部



Fig.51.-Buddhist monstrance.
図51-仏教の顕示台[舍利容器]

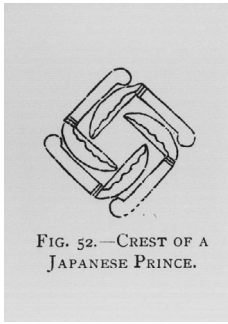


Fig.52.—Crest of a Japanese prince.

図52日本の王子の紋章




Fig.53.—The sacred Shinto shrine of Kamiji-yama in Isé.

図53-伊勢の神路山の神社[伊勢神宮内宮]

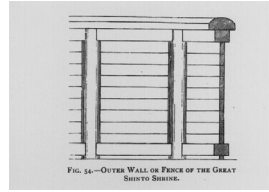


Fig.54.—Outer wall or fence of the great Shinto shrine.

図54-大神宮の外壁すなわち囲い




Fig.55.—Second fence at the great Shinto shrine.

図55-大神宮の第2の塀

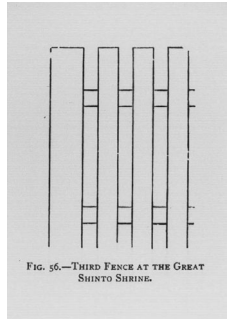


Fig.56.—Third fence at the great Shinto shrine.

図56-大神宮の第3の塀

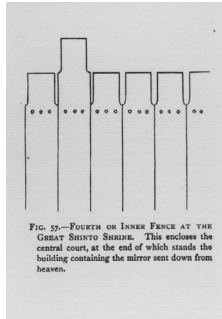


Fig.57.—Fourth or inner fence at the great Shinto shrine.

図57-大神宮の第4の内塀



Fig.58.—Lamp-post.

図58-街灯柱[燈籠]




Fig.59.—Banko teapot.

図59-万古焼の急須




Fig.60.—Details of gateway to temple in Nagoya.

図60-名古屋にある寺院の門の細部




Fig.61.—Portion of carved panel in gateway of temple in Nagoya.

図61-名古屋にある寺院の門の彫刻がほどこされた板の一部



Fig.62.—Wood-carving by Hidari Zingoro.

図62-左甚五郎作の木彫[名古屋城]

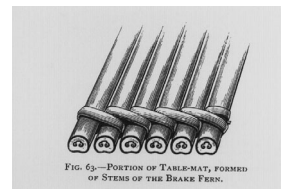


Fig.63.—Portion of table-mat, formed of stems of the brake fern.

図63-シダの茎からできたテーブルマットの一部




Fig.64.—Basket formed of the fronds of a fern.

図64-シダの葉のかご



Fig.65.—Plan of the shrines of Nikko.

図65-日光東照宮の平面図




Fig.66.—Bronze column or Sorinto at Nikko.

図66-日光にある青銅の柱すなわち相輪塔




Fig.67.—Pagoda at Nikko.

図67-日光の仏塔[五重塔]




Fig. 68.—One of the great gateways in the shrine of Nikko, seen from within.
図68-内側からみた日光の神社にある大きな門の一つ




Fig. 69.—Gateway at the entrance of the inner court of the shrine of Nikko.
図69-日光の神社内庭入口にある門
[日光東照宮、拝殿前の唐門]



Fig. 70.—Small gateway at Nikkô.
図70-日光の小さな出入口




Fig. 71.—End of palace in the Hamagoten gardens, Tokio.
図71-浜御殿の庭の御殿の端、東京

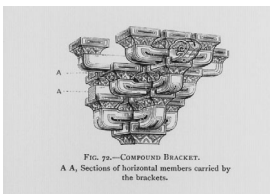


Fig. 72.—Compound bracket.
図72-複雑な腕木[組物]




Fig. 73.—Entrance-gate of the temple of Dai-Butz, Kioto.
図73-大仏の寺院[方広寺]の入口の門[山門回廊の切妻]、京都




Fig. 74.—Bracketing supporting roof of temple-gate, Chionijin, Kioto.
図74-チオンジン[知恩院]の門の屋根を支える腕木[組物]、京都



Native bridges. [Fig. 75-79]
日本の橋[図75-79]




Fig. 80.—Simple bridge.
図80-簡単な橋




Fig. 81.—Arched bridge.
図81-アーチ型の橋




Fig. 82.—Column and tie-beams from the Chion-In, Kioto.
図82-知恩院の柱とつなぎ梁、京都

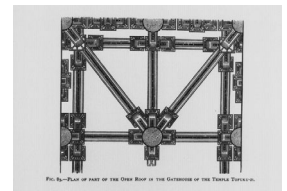


Fig. 83.—Plan of part of the open roof in the gatehouse of the temple Tofuku-Zi.
図83-東福寺の楼門のむき出しになった屋根[化粧屋根裏天井]の一部平面図




Fig. 84.—Part of a window.
図84-窓の一部




Fig. 85.—Indian lattice window formed of pierced stone.
図85-石を切り通して造られたインド風の格子窓



Fig. 86.—End of wall at Kikô Uji, near Kioto.
図86-宇治キクウの壁の端、京都付近



Fig. 87.—Column from the Chion-In, Kioto.
図87-知恩院の柱、京都




Fig. 88.
図88[柱の礎石]




Fig. 89.—An aino Temple.
図89—アイヌの寺院




Fig. 90.—Gable end of Nishi-Hongwan-Ji.
図90—西本願寺の切妻の端

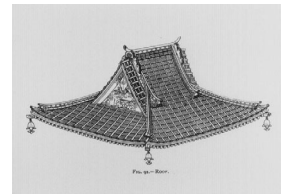


Fig. 91.—Roof.
図91—屋根

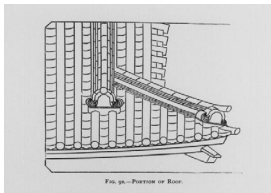


Fig. 92.—Portion of roof.
図92—屋根の一部



Fig. 93.—Ornament from gable end of Biō-Do-In at Uji—a temple recently destroyed. It was carved in the year 1066 A.D.
図93—宇治平等院の切妻の端の装飾




Fig. 94.—A Shōgun's tomb.
図94—將軍の墓




Fig. 95.—Plasterers at work.
図95—仕事中の左官



Fig. 96.—Plasterer and stone-mason at work.
図96—仕事中の左官と石工



Fig. 97.—Carpenters at work.
図97—仕事中の大工




Fig. 98, 99.—Carpenters at work.
図98, 99—仕事中の大工




Fig. 100.—Carpenter, who is fatigued with his work, resting on the top of his shed.
図100—小屋の屋根の上で休息中の仕事に疲れた大工




Fig. 101.—Carpenters' tools.
図101—大工道具




Fig. 102.—Diaper patterns and powderings.
図102—ひし形模様と小紋

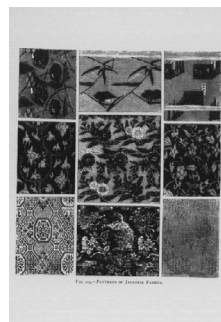


Fig. 103.—Patterns of Japanese fabrics.
図103—日本の織物の柄

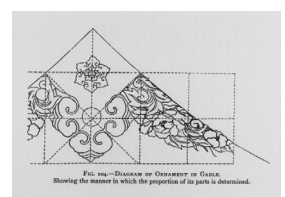


Fig. 104.—Diagram of ornament in gable.
図104—切妻の装飾の図

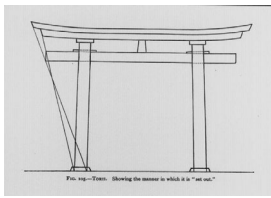


Fig.105.-Torii.
図105-鳥居

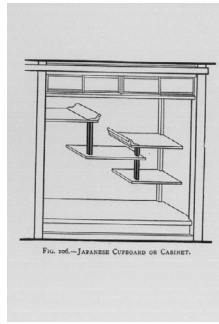


Fig.106.-Japanese cupboard or cabinet.
図106-日本の戸棚あるいは飾り棚[違い棚]

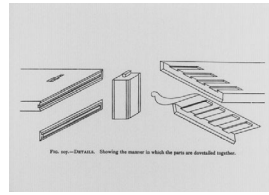


Fig.107.-Details. Showing the manner in which the parts are dovetailed together.
図107-細部。部分部分がかりつぎで結合される方法を示す

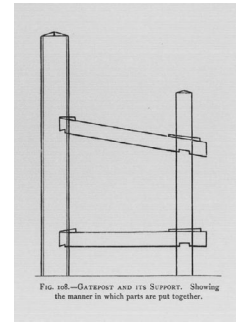


Fig.108.-Gatepost and its support. Showing the manner in which parts are put together.
図108-門柱とそれを支える柱

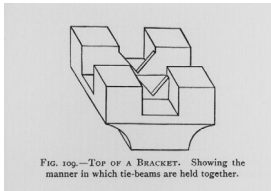


Fig.109.-Top of a bracket.
図109-腕木の先端

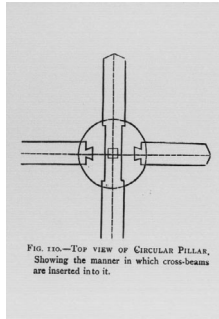


Fig.110.-Top view of circular pillar.
図110-円柱上部の眺め



Fig.111.-Pattern of a printed dress fabric, ...
図111-捺染された着物の柄[松葉、熊手、箒、菱形模様]




Fig.112.-Pattern of printed fabric, consisting wholly of children at play.
図112-全面に遊んでいる子供の描かれた織物の柄




Fig.113.-Dish made in Tokio.
図113-東京製の皿




Fig.114.-Pattern of a Japanese towel.
図114-日本の手ぬぐいの柄




Fig.115.
図115[夏の動植物の描かれた根付]




Fig.116.-Japanese crests.
図116-日本の家紋




Fig.117.-Pattern of a Japanese towel. Fig.118.-The thunder god.
図117-日本の手ぬぐいの柄。図118-雷神




Fig.119.-Origin of the hawthorn pattern.
図119-ホーソン模様[梅の模様]の由来




Fig.120.
図120[萩]




Fig.121.
図121[竹]



Fig.122.
図122[ツワブキ属か]



Fig.123.
図123[木綿]



Fig.124.[左]Fig.125.[右]
[図124. 子規(ほととぎす)と撫子. 図125. 百合の花]



Fig.126.
図126[藤]




Fig.127.
図127[海棠と孔雀]




Fig.128.
図128[百鶴の図]




Fig.129.
図129[日本の鳥]



Fig.130.
図130[鶴, 松, 富士山]



Fig.131.
図131[日本の蟹]




Fig.132.
図132[日本の鳥]



Fig.133.
図133[蒲公英[タンポポ], 桜草]



Fig.134.
図134[日本の植物]




Fig.135.
図135[波の文様]



Fig.136.[上]Fig.137.[下]
[図136. 草の文様のうちわ. 図137. 雁]




Fig.138.
図138[びよう柳]




Fig.139.
図139[日本の植物]




Fig.140.
図140[日本の鳥]



Fig.141.
図141[牡丹花卉, 花苞, 牡丹台]




Fig.142.
図142[花ミョウガ, 野藤草]



Fig.143.
図143[日本の植物]



Fig.144.
図144[藤]



Fig.145.
図145[藤]



Fig.146.
図146[福禄寿]



Fig.147.
図147[花魁]

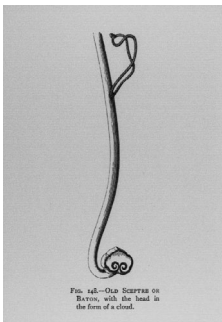


Fig.148.—Old sceptre or baton, with the head in the form of a cloud.
図148—先が雲の形をした古い王笏すなわ杖

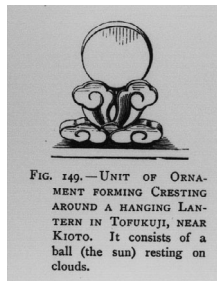


Fig.149.—Unit of ornament forming cresting around a hanging lantern in Tofukuji, near Kyoto.
図149—東福寺の釣灯籠のまわりの頂部飾りを形作る装飾の構成部分, 京都近郊




Fig.150.—Persian ornament, derived from cloud forms.
図150—ペルシアの装飾品, 雲の形からとられた

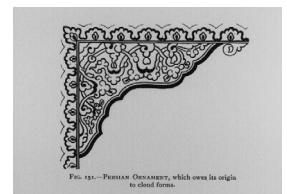


Fig.151.—Persian ornament, which owes its origin to cloud forms.
図151—ペルシア装飾, 雲の形に由来する

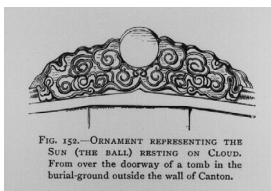


Fig.152.—Ornament representing the sun (the ball) resting on cloud.
図152—雲の上の太陽(球)を表わす装飾品




Fig.153.—Clouds and moon.
図153—雲と月[昼]




Fig.154.—Carved box, formed of a rootjoint of the bamboo, decorated with ornament having the form of clouds.
図154—雲の形の装飾で飾られた竹の根の接合部で作られた彫刻された容器

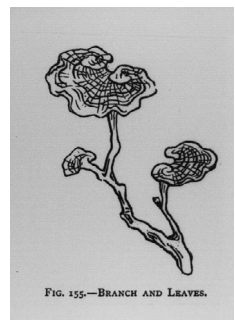


Fig.155.—Branch and leaves.
図155—枝と葉



Fig.156.—Figure with "vesica piscis."
図156-「魚の容器」を持った像。
[大阪、千日観音仏の寺の墓地より]

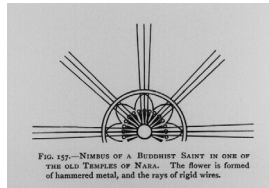


Fig.157.—Nimbus of a Buddhist saint in one of the old temples of Nara.
図157-奈良の古い寺の仏像の光輪

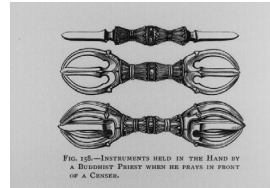


Fig.158.—Instruments held in the hand by a buddhist priest when he prays ...
図158-僧侶が…祈る時に手に持つ道具




Fig.159.—Embroidery which formed part of a priest's dress.
図159-僧侶の服の一部の刺繍

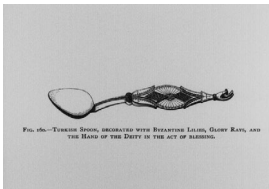


Fig.160.—Turkish spoon.
図160-トルコのスプーン




Fig.161.—Group of lotus buds used on Buddhist altars.
図161-仏壇に用いられる蓮のつぼみの群

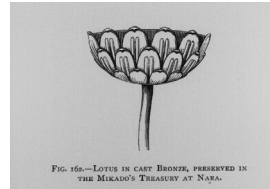


Fig.162.—Lotus in cast bronze ...
図162-青銅鑄造の蓮…[正倉院宝物]




Fig.163.—Chinese anthemion.
図163-中国の忍冬文[唐草模様]




Fig.164.—Egyptian drawing of part of a papyrus-field.
図164-バビルス畑の部分のエジプト絵画




Fig.165.—Petal of a lotus flower on which Buddha sits, with a jewel pendent from near its apex.
図165-頂上近くから垂れ下がる宝石のついた仏の座る蓮の花の花びら

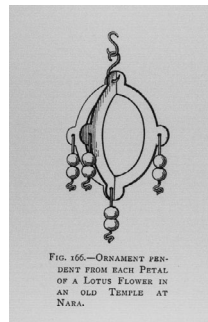


Fig.166.—Ornament pendent from each petal of a lotus flower in an old temple at Nara.
図166-奈良の古寺の一つにある蓮の花の花びらそれぞれから垂れ下がっている装飾品




Fig.167.—Sword-handle of old Japanese work.
図167-日本の古い細工物の剣の柄

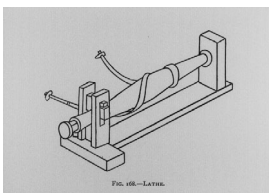


Fig.168.—Lathe
図168-轆轤

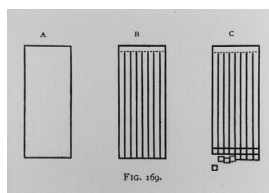


Fig.169.
図169[金箔の切り方]

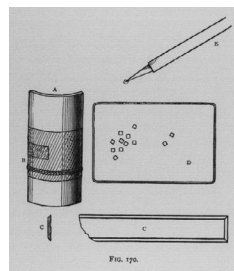


Fig.170.
図170[金箔の扱い方]

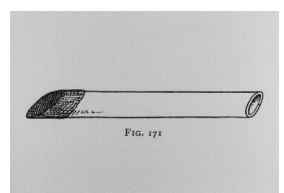


Fig.171.
図171[革の粉筒]




Fig.172.-The potter's wheel.
図172-陶工の車[製陶用轆轤]




Fig.173.-The painter at his work.
図173-仕事中の絵描き[陶器の絵付け]




Fig.174.-Oven.
図174-窯




Fig.175.-Kiln.
図175-窯[登り窯]



Fig.176.-Cast-iron kettle, with lid and handle of bronze.
図176-青銅のふたと柄のついた鉄製のやかん[鉄瓶]

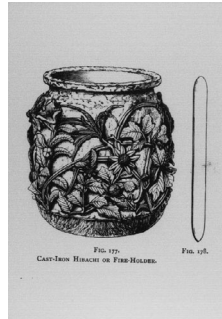


Fig.177. Cast-iron Hibachi or fire-holder. Fig.178.
図177. 鉄製の火鉢. 図178. [小さな鉄の棒]

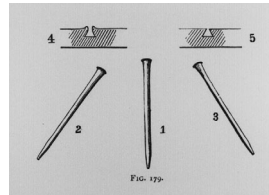


Fig.179.
図179[象眼の道具と金銀を埋め込む溝]




Fig.180. Bronze Hiroshima candlestick.
図180 青銅の広島製燭台




Fig.181. His spectacles.
図181-彼の眼鏡

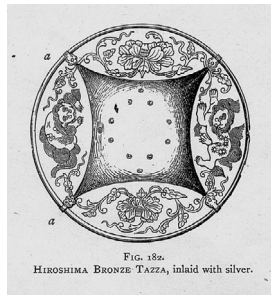


Fig.182. Hiroshima bronze tazza, inlaid with silver.
図182-広島青銅製脚付き鉢, 銀象嵌




Fig.183.-Printed dress of a coolie.
図183-模様のついた人夫の服[印半纏]




Fig.184.-Stencil formed of lacquered paper.
図184-漆塗りの紙[渋紙(柿渋)]に刻まれた刷り込み型の模様



Fig.185.-Paper dragon.
図185-紙の龍



Fig.186.-Painting the design on the fabric.
図186-織物の柄の色つけ

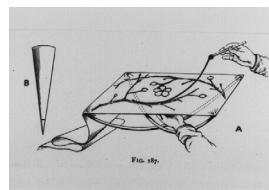


Fig.187.
図187[A. 糊置き. B. 口金のついた小筒]




Fig.188.-Pattern of fabric ...
図188-織物の模様...



Fig.189.-Woven fabric with cloth of gold ground and flowers and flies in colours.
図189-金地に彩色の花と蝶を織り込んだ織物



Fig.190.-Fabric figured in the loom, and by dyeing, painting, and embroidery.
図190-織り、染色し、絵付けし、刺繍することによって作り上げられた布




Fig.191.-Fabric tied ready for dyeing.
図191-染色[絞り染]の準備のできたくられた織物




Fig.192.-Fabric being untied.
図192-織物の絞りの糸を解いたところ

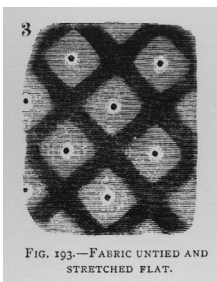


Fig.193.-Fabric untied and stretched flat.
図193-織物の絞りの糸を解いてのばしたところ




Fig.194.-Finished silk crape fabric.
図194-絹縮織[絞り染]の完成




Fig.195.-Part of a striped silk crape fabric.
図195-縞模様のある絹縮織[絞り染]の一部




Fig.196.-Cotton fabric figured by tying and dyeing.
図196-くって染めることによって模様をつけられた[絞り染の]木綿地




Fig.197.-Pipe-case, formed of wood...
図197-煙管入れ、木製...



Fig.198.-Sachi bottle, formed of a portion of a bamboo stem, with two horizontal septa ...
図198-サチ・ボトル[酒筒]、二つの節を持つ竹の茎の一部[一節[よ]]で作られている...




Fig.199.-Teapot, formed of portion of bamboo stem ...
図199-急須、竹の茎の一部で作られている...

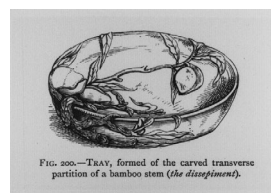


Fig.200.-Tray, formed of the carved transverse partition of a bamboo stem (the dissepiment).
図200-盆、竹の茎(節)を横に切った部分で作られている




Fig.201.-Humorous sketch of a man working a rice mill...
図201-精米機で働いている男の滑稽なスケッチ...




Fig.202.-Rice mill worked by water power.
図202-水力による精米機